


## 2880 NX2™ & FX2™

QUAD AND TRIPLE TUBE SEAMLESS STRAIGHT AND FIELD CURVABLE SYSTEM


- Lamp Compatible with Specification Grade Downlights
- Linkable Seamless Straight and Field Curvable Lengths
- Constructed of Formed Satin Anodized Aluminum
- 18 or 26 watt Quad and 32 or 42 watt Triple High Performance Compact Fluorescent Lamps (*refer to page 8-33*)
- Voltage Options:
  - 120 volt
  - 277 volt
- Ballasts Options (*refer to page III*)
  - Electronic
  - Dimming\*

*\* Dimming applications require an alternate configuration. Please consult factory.*

*Emergency Ballasts are available. Please consult factory.*
- 8" On Center Spacing
- Lengths Through Wired for Easy Installation
- Exterior Mounting Clips for Quick, Easy Anchoring
- Custom Reflectors can be manufactured to your specifications. (*refer to page 8-34*)
- UL and CUL Listed Damp Location



**2880 FX2 18 WATT  
LAMPS FACING UP**



### Ordering Format for 2880 NX2 & FX2

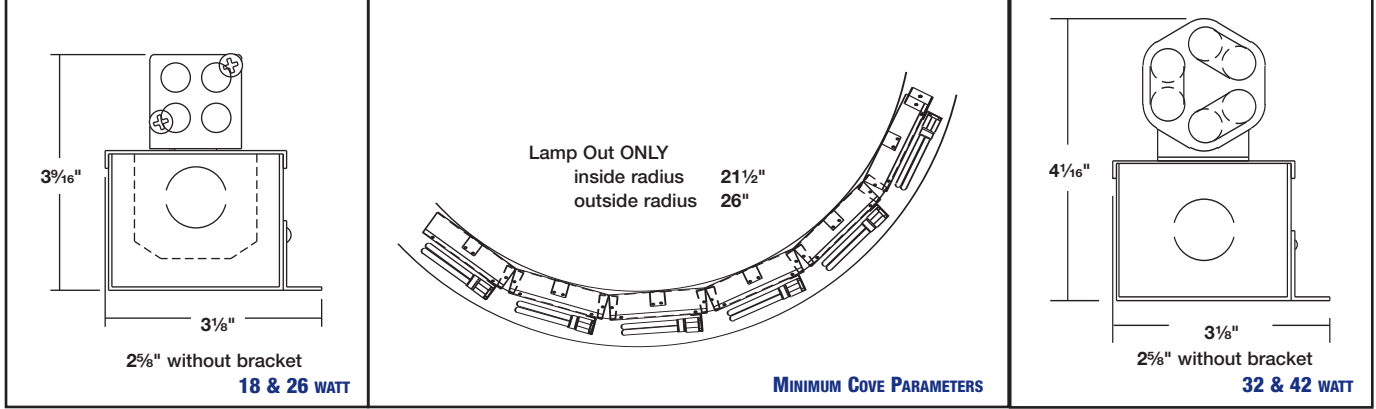
*Choose one from each category*

SERIES	LAMP CONFIGURATION	LAMP	VOLTAGE	BALLAST	LENGTH
<b>2880</b> linear fixture	<b>NX2</b> seamless straight lamp up or down	<b>18 watt Quad</b> (G24q-2)	<b>1</b> 120 volt	<b>E</b> electronic	<b>48</b> 48" length (6 lamps)
		<b>26 watt Quad</b> (G24q-3)	<b>2</b> 277 volt	<b>D</b> dimming* (18, 26 & 32 watt only)	<b>24</b> 24" length (3 lamps)
	<b>FX2</b> field curvable lamp up or down	<b>32 watt Triple</b> (G24q-3)			<b>8</b> 8" length (1 lamp)
		<b>42 watt Triple</b> (G24q-4)			
			NOTE:		
			* Dimming applications require an alternate configuration. Please consult factory.		



*These products protected by one or more of the following U.S. Patent Numbers 5,448,460, 5,221,139 & 5,452,187. Other patents pending. Modifications and custom configurations are available. Please contact our Sales Department.*

**BELFER** LIGHTING FOR ARCHITECTURE



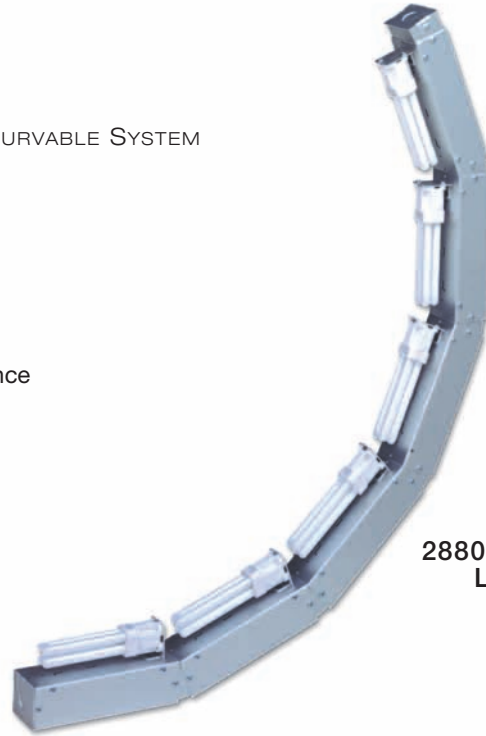
## 2880 NX2S™ & FX2S™

QUAD AND TRIPLE TUBE SEAMLESS STRAIGHT AND FIELD CURVABLE SYSTEM


- Lamp Compatible with Specification Grade Downlights
- Linkable Seamless Straight and Field Curvable Lengths
- Constructed of Formed Satin Anodized Aluminum
- 18 or 26 watt Quad and 32 or 42 watt Triple High Performance Compact Fluorescent Lamps (refer to page 8-33)
- Voltage Options:
  - 120 volt
  - 277 volt
- Ballasts Options (refer to page III)
  - Electronic
  - Dimming\*

*\* Dimming applications require an alternate configuration. Please consult factory.*

*Emergency Ballasts are available. Please consult factory.*
- 8" On Center Spacing
- Lengths Through Wired for Easy Installation
- Exterior Mounting Clips for Quick, Easy Anchoring
- Custom Reflectors can be manufactured to your specifications. (refer to page 8-34)
- UL and CUL Listed Damp Location



2880 FX2S 18 WATT  
LAMPS FACING IN



### Ordering Format for 2880 NX2S & FX2S

Choose one from each category

SERIES	LAMP CONFIGURATION	LAMP	VOLTAGE	BALLAST	LENGTH
2880 linear fixture	NX2S seamless straight lamp out only SM	18 watt Quad (G24q-2)	1 120 volt	E electronic	48 48" length (6 lamps)
		26 watt Quad (G24q-3)	2 277 volt	D dimming* (18, 26 & 32 only)	24 24" length (3 lamps)
	FX2S field curvable lamp out only SM	32 watt Triple (G24q-3)			8 8" length (1 lamp)
		42 watt Triple (G24q-4)			
		NOTE: * Dimming applications require an alternate configuration. Please consult factory.			



These products protected by one or more of the following U.S. Patent Numbers 5,448,460, 5,221,139 & 5,452,187. Other patents pending. Modifications and custom configurations are available. Please contact our Sales Department.

**BELFER** LIGHTING FOR ARCHITECTURE

TEL: (732) 493-2666 . FAX: (732) 493-2941 . www.belfer.com

Product Code	U/M	Description
<b>2801 SERIES</b>		
<input type="checkbox"/> CF9/35K	ea	9 watt Twin G23 base Compact Fluorescent 3500°K
<input type="checkbox"/> CF13/35K	ea	13 watt Twin GX23 base Compact Fluorescent 3500°K
<b>2850 SERIES</b>		
<input type="checkbox"/> CF18/35K/RS	ea	18 watt Twin 2G11 base Compact Fluorescent 3500°K Rapid Start
<input type="checkbox"/> CF39/35K	ea	39 watt Twin 2G11 base Compact Fluorescent 3500°K
<input type="checkbox"/> CF40/35K	ea	40 watt Twin 2G11 base Compact Fluorescent 3500°K
<input type="checkbox"/> CF50/35K	ea	50 watt Twin 2G11 base Compact Fluorescent 3500°K
<b>2855 SERIES</b>		
<input type="checkbox"/> CF9/35K	ea	9 watt Twin G23 base Compact Fluorescent 3500°K
<input type="checkbox"/> CF13/35K	ea	13 watt Twin GX23 base Compact Fluorescent 3500°K
<input type="checkbox"/> CF18/35K/RS	ea	18 watt Twin 2G11 base Compact Fluorescent 3500°K Rapid Start
<input type="checkbox"/> CF39/35K	ea	39 watt Twin 2G11 base Compact Fluorescent 3500°K
<input type="checkbox"/> CF40/35K	ea	40 watt Twin 2G11 base Compact Fluorescent 3500°K
<input type="checkbox"/> CF50/35K	ea	50 watt Twin 2G11 base Compact Fluorescent 3500°K
<b>2862 SERIES</b>		
<input type="checkbox"/> CF9/35K	ea	9 watt Twin G23 base Compact Fluorescent 3500°K
<input type="checkbox"/> CF13/35K	ea	13 watt Twin GX23 base Compact Fluorescent 3500°K
<input type="checkbox"/> CF18/35K/RS	ea	18 watt Twin 2G11 base Compact Fluorescent 3500°K Rapid Start
<input type="checkbox"/> CF39/35K	ea	39 watt Twin 2G11 base Compact Fluorescent 3500°K
<input type="checkbox"/> CF40/35K	ea	40 watt Twin 2G11 base Compact Fluorescent 3500°K
<input type="checkbox"/> CF50/35K	ea	50 watt Twin 2G11 base Compact Fluorescent 3500°K
<b>2880 SERIES</b>		
<input type="checkbox"/> CF18Q/35K/4	ea	18 watt Quad G24q-2 base Compact Fluorescent 3500°K
<input type="checkbox"/> CF26Q/35K/4	ea	26 watt Quad G24q-3 base Compact Fluorescent 3500°K
<input type="checkbox"/> CF32H/35K/4	ea	32 watt Triple GX24q-3 base Compact Fluorescent 3500°K
<input type="checkbox"/> CF42H/35K/4	ea	42 watt Triple GX24q-4 base Compact Fluorescent 3500°K



2850 and 2855 installations where the lamp is in the down position may require an auxiliary lamp clip that snaps over standard lamp clip. Please order P-2013-01-00 (one required per lamp)

