

2850 NX2™ & FX2™

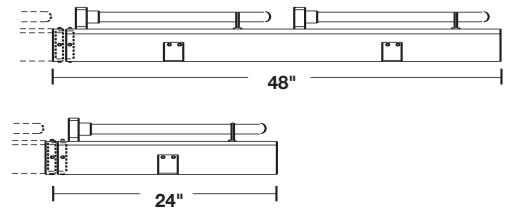
50 WATT SEAMLESS STRAIGHT AND FIELD CURVABLE SYSTEM

- Linkable Seamless Straight and Field Curvable Lengths
- Constructed of Formed Satin Anodized Aluminum
- 50 watt (2G11) High Performance Compact Fluorescent Lamp
(refer to page 8-33)
- Voltage Options:
 - 120 volt
 - 277 volt
- Ballasts Options *(refer to page III)*
 - Electronic
 - Dimming

Emergency Ballasts are available. Please consult factory.
- 24" On Center Spacing
- Lengths Through Wired for Easy Installation
- Exterior Mounting Clips for Quick, Easy Anchoring
- Custom Reflectors can be manufactured to your specifications.
(refer to page 8-34)
- UL and CUL Listed Damp Location



2850 FX2 50 WATT
LAMPS FACING UP



Ordering Format for 2850 NX2 & FX2

Choose one from each category

SERIES	LAMP CONFIGURATION	LAMP	VOLTAGE	BALLAST	LENGTH
2850 linear fixture	NX2 seamless straight lamp up or down	50 50 watt compact fluorescent	1 120 volt	E electronic	48 48" length (2 lamps)
	FX2 field curvable lamp up or down		2 277 volt	D dimming	24 24" length (1 lamp)

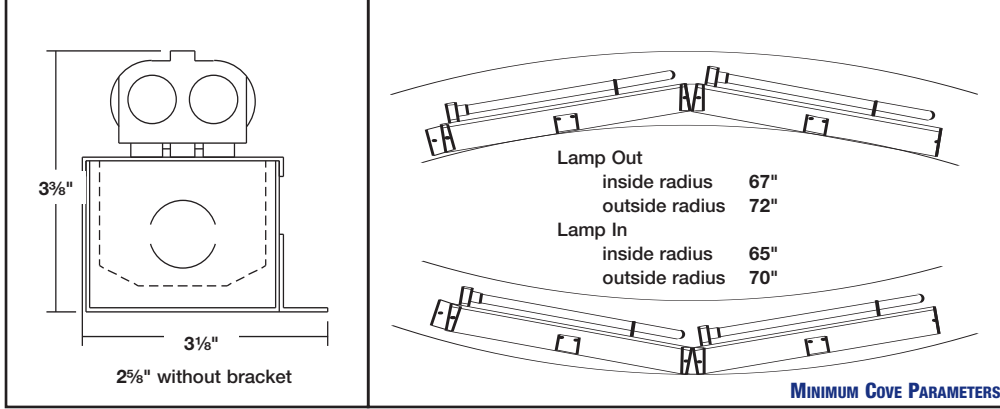
NOTE:

2850 installations where the lamp is in the down position require an auxiliary lamp clip. Please order:
 P-2013-01-00 ea Auxiliary Lamp Clip (one required per lamp)



These products protected by one or more of the following U.S. Patent Numbers 5,448,460, 5,221,139 & 5,452,187. Other patents pending. Modifications and custom configurations are available. Please contact our Sales Department.

BELFER LIGHTING FOR ARCHITECTURE



2850 NX2S™ & FX2S™

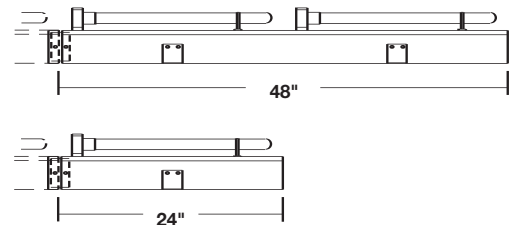
50 WATT SEAMLESS STRAIGHT AND FIELD CURVABLE SYSTEM

- Linkable Seamless Straight and Field Curvable Lengths
- Constructed of Formed Satin Anodized Aluminum
- 50 watt (2G11) High Performance Compact Fluorescent Lamp
(refer to page 8-33)
- Voltage Options:
 - 120 volt
 - 277 volt
- Ballasts Options (refer to page III)
 - Electronic
 - Dimming

Emergency Ballasts are available. Please consult factory.
- 24" On Center Spacing
- Lengths Through Wired for Easy Installation
- Exterior Mounting Clips for Quick, Easy Anchoring
- Custom Reflectors can be manufactured to your specifications.
(refer to page 8-34)
- UL and CUL Listed Damp Location



2850 FX2S 50 WATT
LAMPS FACING OUT



Ordering Format for 2850 NX2S & FX2S

Choose one from each category

SERIES	LAMP CONFIGURATION	LAMP	VOLTAGE	BALLAST	LENGTH
2850 linear fixture	NX2S seamless straight lamp in or out	50 50 watt compact fluorescent	1 120 volt	E electronic	48 48" length (2 lamps)
	FX2S field curvable lamp in or out		2 277 volt	D dimming	24 24" length (1 lamp)



These products protected by one or more of the following U.S. Patent Numbers 5,448,460, 5,221,139 & 5,452,187. Other patents pending. Modifications and custom configurations are available. Please contact our Sales Department.

BELFER LIGHTING FOR ARCHITECTURE

TEL: (732) 493-2666 . FAX: (732) 493-2941 . www.belfer.com

Product Code	U/M	Description
2801 SERIES		
<input type="checkbox"/> CF9/35K	ea	9 watt Twin G23 base Compact Fluorescent 3500°K
<input type="checkbox"/> CF13/35K	ea	13 watt Twin GX23 base Compact Fluorescent 3500°K
2850 SERIES		
<input type="checkbox"/> CF18/35K/RS	ea	18 watt Twin 2G11 base Compact Fluorescent 3500°K Rapid Start
<input type="checkbox"/> CF39/35K	ea	39 watt Twin 2G11 base Compact Fluorescent 3500°K
<input type="checkbox"/> CF40/35K	ea	40 watt Twin 2G11 base Compact Fluorescent 3500°K
<input type="checkbox"/> CF50/35K	ea	50 watt Twin 2G11 base Compact Fluorescent 3500°K
2855 SERIES		
<input type="checkbox"/> CF9/35K	ea	9 watt Twin G23 base Compact Fluorescent 3500°K
<input type="checkbox"/> CF13/35K	ea	13 watt Twin GX23 base Compact Fluorescent 3500°K
<input type="checkbox"/> CF18/35K/RS	ea	18 watt Twin 2G11 base Compact Fluorescent 3500°K Rapid Start
<input type="checkbox"/> CF39/35K	ea	39 watt Twin 2G11 base Compact Fluorescent 3500°K
<input type="checkbox"/> CF40/35K	ea	40 watt Twin 2G11 base Compact Fluorescent 3500°K
<input type="checkbox"/> CF50/35K	ea	50 watt Twin 2G11 base Compact Fluorescent 3500°K
2862 SERIES		
<input type="checkbox"/> CF9/35K	ea	9 watt Twin G23 base Compact Fluorescent 3500°K
<input type="checkbox"/> CF13/35K	ea	13 watt Twin GX23 base Compact Fluorescent 3500°K
<input type="checkbox"/> CF18/35K/RS	ea	18 watt Twin 2G11 base Compact Fluorescent 3500°K Rapid Start
<input type="checkbox"/> CF39/35K	ea	39 watt Twin 2G11 base Compact Fluorescent 3500°K
<input type="checkbox"/> CF40/35K	ea	40 watt Twin 2G11 base Compact Fluorescent 3500°K
<input type="checkbox"/> CF50/35K	ea	50 watt Twin 2G11 base Compact Fluorescent 3500°K
2880 SERIES		
<input type="checkbox"/> CF18Q/35K/4	ea	18 watt Quad G24q-2 base Compact Fluorescent 3500°K
<input type="checkbox"/> CF26Q/35K/4	ea	26 watt Quad G24q-3 base Compact Fluorescent 3500°K
<input type="checkbox"/> CF32H/35K/4	ea	32 watt Triple GX24q-3 base Compact Fluorescent 3500°K
<input type="checkbox"/> CF42H/35K/4	ea	42 watt Triple GX24q-4 base Compact Fluorescent 3500°K



2850 and 2855 installations where the lamp is in the down position may require an auxiliary lamp clip that snaps over standard lamp clip. Please order P-2013-01-00 (one required per lamp)


Reflector Fabrication Sheet

YOUR REFLECTOR DESIGN CAN BE INCORPORATED INTO ANY BELFER COMPACT FLUORESCENT OR LINEAR FLUORESCENT FIXTURE. SYMMETRICAL OR ASYMMETRICAL, STRAIGHT OR SAW TOOTHED, WHITE OR CHROME... THE POSSIBILITIES ARE LIMITLESS. CHOOSE FROM A STANDARD REFLECTOR DESIGN BELOW OR DRAW YOUR OWN TO DISCUSS THE POSSIBILITIES. ALL REFLECTORS ARE AVAILABLE IN 4' LENGTHS AND ARE FIELD TRIMMABLE.


SELECT FIXTURE NUMBER:

- 2801 COMPACT FLUORESCENT
- 2850 COMPACT FLUORESCENT
- 2855 COMPACT FLUORESCENT
- 2880 COMPACT FLUORESCENT


SELECT REFLECTOR DESIGN:



REFLECTOR A



REFLECTOR B



REFLECTOR C

- CUSTOM REFLECTOR Job Plans or Drawings are Required

